

August 5, 2011



January – June 2011




Alf Göransson, President and CEO

Highlights H1



- The positive organic sales growth continued in Security Services North America, Mobile and Monitoring and in the new business segment Security Services Ibero-America
- Organic sales growth 3% (-1), real sales growth including acquisitions 11%
- In Security Services Europe, contract losses have hampered the growth and affected the margin
- Operating margin 4.8% (5.5)
- Public offer on Niscayah still stands



Financial Highlights

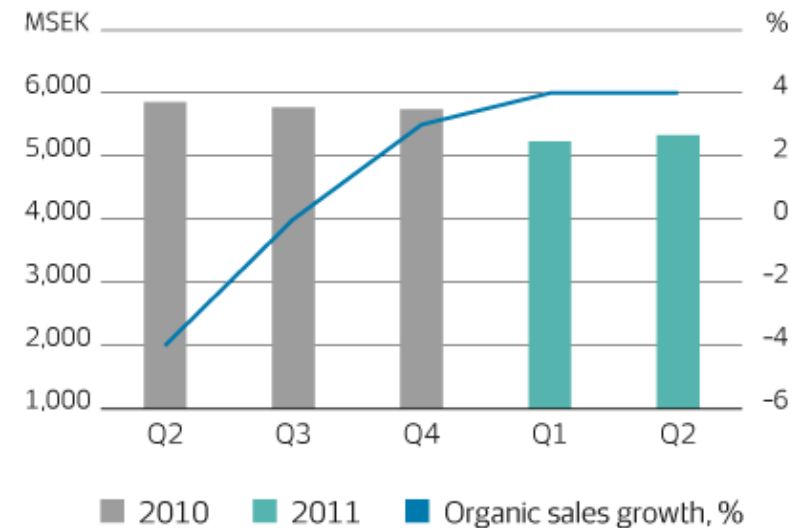


MSEK	Q2 2011	Q2 2010	Total change %	H1 2011	H1 2010	Total change %
Sales	15,628	15,424	1	30,403	30,295	0
<i>Organic sales growth, %</i>	3	0		3	-1	
<i>Real sales growth, incl. acq. %</i>	13	3		11	2	
Operating income before amortization	747	859	-13	1,460	1,676	-13
<i>Operating margin, %</i>	4.8	5.6		4.8	5.5	
<i>Real change, %</i>	-2	4		-3	4	
Income before taxes	526	671	-22	1,053	1,314	-20
<i>Real change, %</i>	-12	4		-11	2	
Net income	369	470	-21	738	921	-20
Earnings per share (SEK)	1.01	1.29	-22	2.02	2.53	-20

Security Services North America – Sales Development H1



- Improved organic sales growth 4% (-5), primarily driven by positive net change in the contract portfolio in the second half of 2010
- The sales of specialized security solutions as percentage of total sales has increased

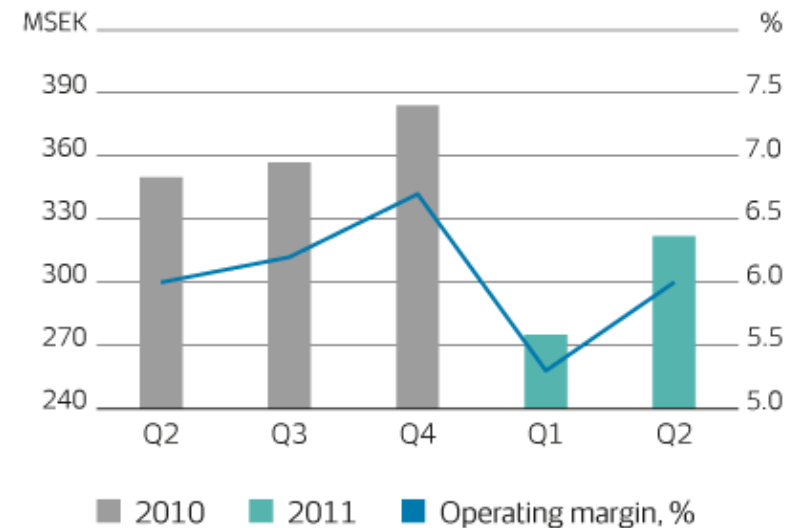


Security Services North America – Income Development H1



- The operating margin 5.7% (5.7)
- The operating margin was positively impacted by 0.2 percent due to a settlement in a client dispute
- The consolidation of Paragon Systems and Security Consultants Group had a diluting impact of -0.1 percent in the first half year

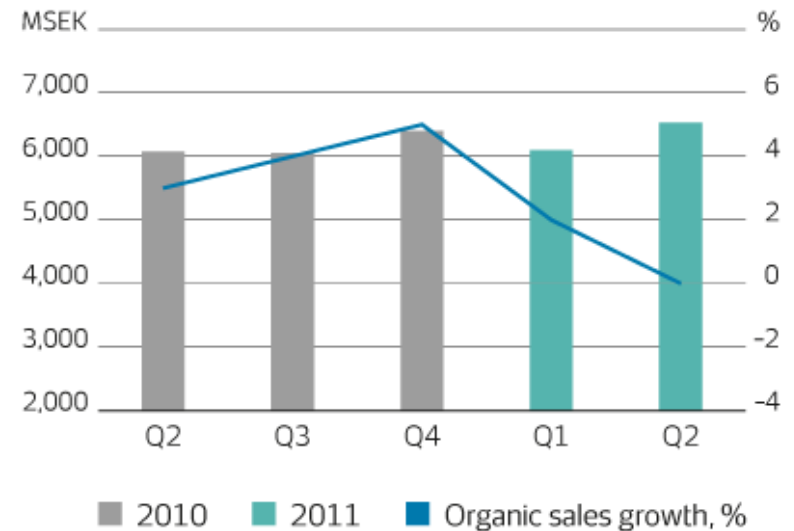
The real change improvement was 10% in the first half year



Security Services Europe – Sales Development H1



- Organic sales growth 1% (2)
- Most countries had positive organic sales growth but it was significantly negative in the United Kingdom and Belgium
- The annual impact of the contract losses in the first half year is estimated to -3 percent
- The price pressure in the security market is fierce in many countries, especially in France



Security Services Europe

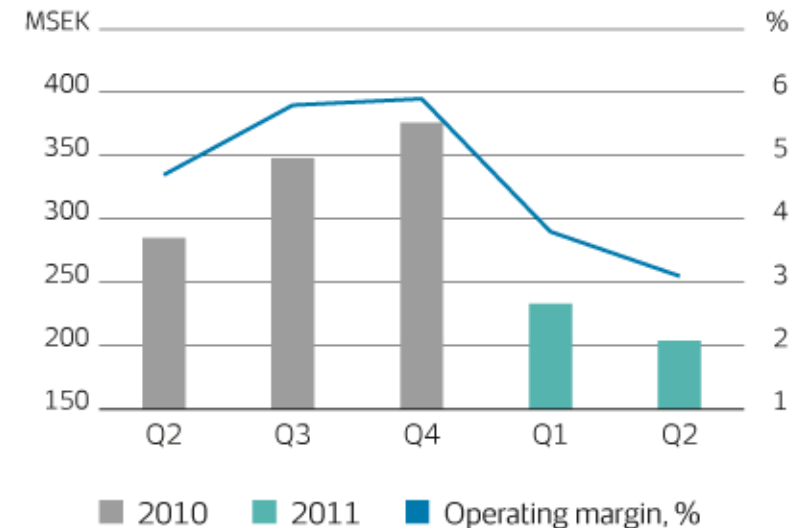
– Income Development H1



- Operating margin 3.5% (4.8*)
- The negative development is explained by
 - The loss of major contracts with higher than average margins and transition and redundancy costs, in total -0.4 percent
 - The acquisition of Reliance Security Services and Chubb diluting by -0.4 percent
 - Discrepancies between price increases and wage cost increases of -0.5 percent, primarily in France and Sweden

The remedy is to continue with the specialization and added value strategy, to prioritize profitability when managing the price/wage balance and reduce overhead costs

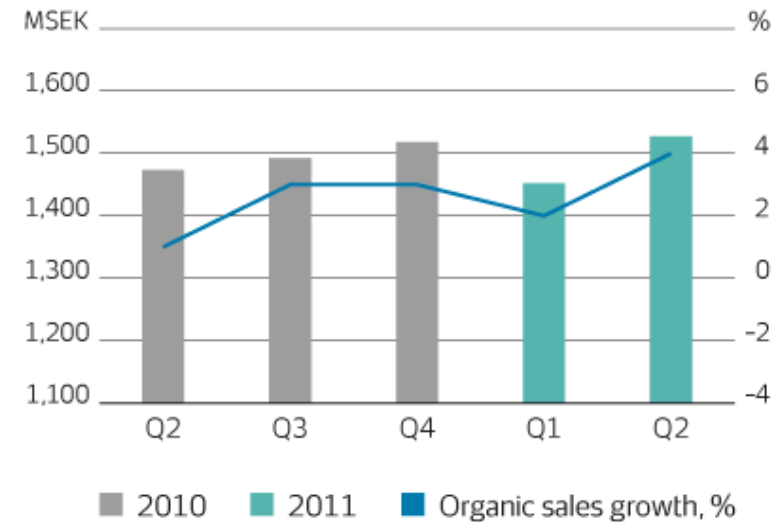
* Restated due to operations moved between the segment Security Services Europe, Security Services Ibero-America and Mobile and Monitoring.



Mobile and Monitoring – Sales Development H1



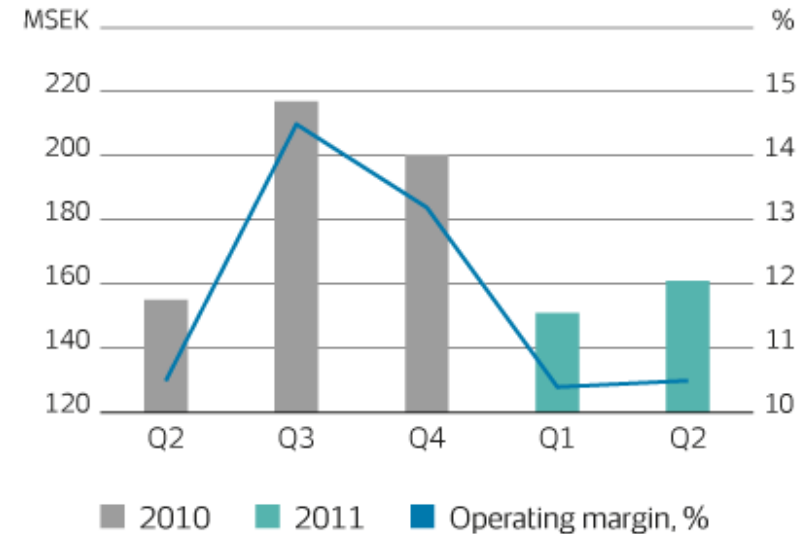
- Organic sales growth 3% (2)
- In Mobile, the improvement was supported by countries such as Belgium and Norway
- In Monitoring, good organic growth was seen in Sweden and Norway, while Belgium, France and Spain had negative organic sales growth



Mobile and Monitoring – Income Development H1



- Operating margin 10.5% (10.9*)
- The operating margin in Mobile was negatively affected by increased fuel costs
- The operating margin was diluted by -0.1 percent due to the acquisition of Reliance Security Services
- In Monitoring, the operating margin was affected by restructuring costs in Belgium, France and Spain and due diligence costs for a non-completed acquisition



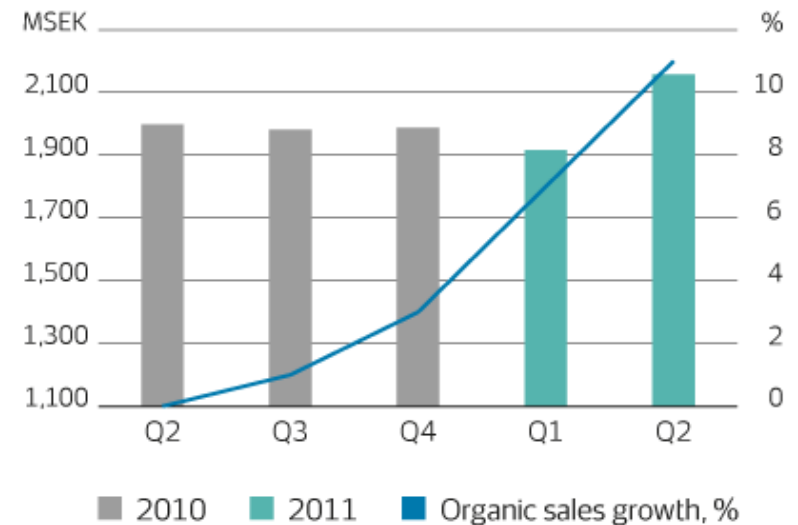
* Restated due to operations moved between the segments Security Services Europe and Mobile and Monitoring.



Security Services Ibero-America – Sales Development H1



- The guarding operations in Argentina, Chile, Colombia, Ecuador, Peru, Portugal, Spain and Uruguay are included in the business segment
- Organic sales growth 9% (0)
- All countries had positive organic sales growth

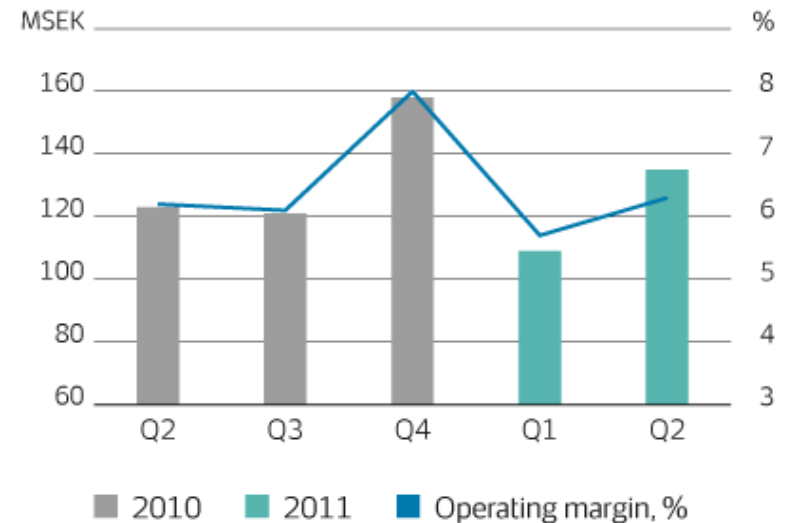


Security Services Ibero-America – Income Development H1



- Operating margin 6.0% (6.3)
- The decline is primarily due to the development in Spain and Portugal, where market conditions remain difficult and the price increases did not meet the wage cost increases

The real change improvement was 8% in the first half year

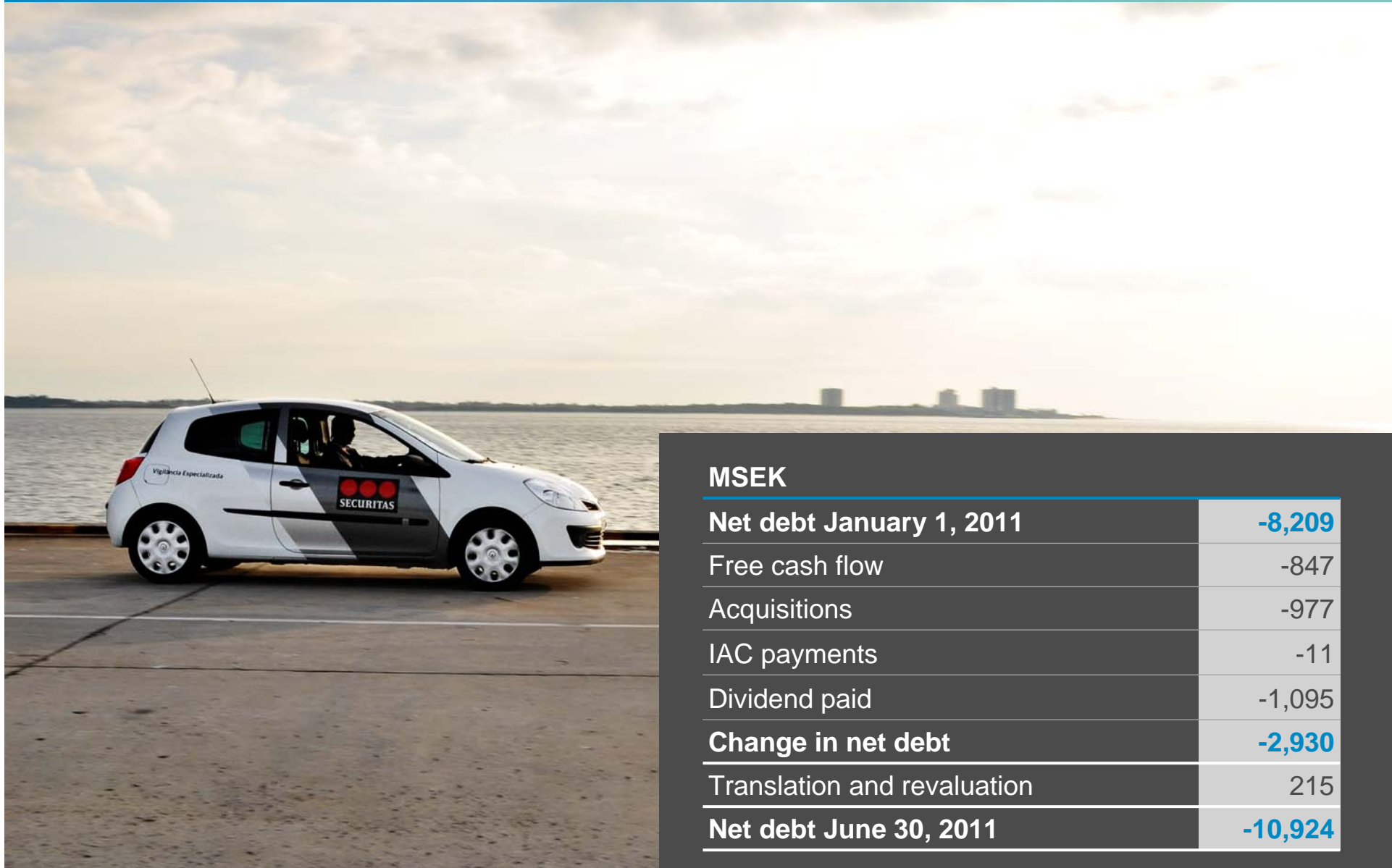


Cash flow



MSEK	Q2 2011	Q2 2010	H1 2011	H1 2010
Operating income before amortization	747	859	1,460	1,676
Investments in non-current tangible and intangible assets	-264	-203	-480	-425
Reversal of depreciation	229	225	447	453
Change in accounts receivable	-484	-354	-743	-644
Change in other operating capital employed	-107	-185	-754	1
Cash flow from operating activities	121	342	-70	1,061
<i>Cash flow from operating activities, %</i>	<i>16</i>	<i>40</i>	<i>-5</i>	<i>63</i>
Financial income and expenses paid	-274	-317	-335	-403
Current taxes paid	-333	-295	-442	-404
Free cash flow	-486	-270	-847	254
<i>As % of adjusted income</i>	<i>-100</i>	<i>-49</i>	<i>-89</i>	<i>24</i>
<i>Free cash flow to net debt</i>	<i>-</i>	<i>-</i>	<i>0.08</i>	<i>0.24</i>

Net Debt Development



MSEK

Net debt January 1, 2011	-8,209
Free cash flow	-847
Acquisitions	-977
IAC payments	-11
Dividend paid	-1,095
Change in net debt	-2,930
Translation and revaluation	215
Net debt June 30, 2011	-10,924

How to improve EPS 10% in average annually?



Organic sales growth



Acquisitions



Improving the operating margin



Solution – One partner to manage and deliver a complete Security Program




Physical
Security Solutions
Specialization
Segmentation



Customizing a solution that meets client's needs

Technology Solutions
Concept
Installation
Monitoring
Maintenance



Consulting & Investigation
Solutions
Risk management

Summary H1



- Organic sales growth 3% (-1)
- Real sales growth including acquisitions 11%
- Operating margin 4.8% (5.5), negatively affected by the margin development in Security Services Europe and Mobile and Monitoring
- Public offer on Niscayah still stands





Questions and Answers





Integrity | Vigilance | Helpfulness

[securitas.com](https://www.securitas.com)