

May 4, 2010



January – March 2010



Alf Göransson, President and CEO

Highlights Q1



- Organic sales growth -1% (1%), real sales growth 1%
- The security market seems to have stabilized
- Operating margin improved to 5.5% (5.3%), supported by lower bad debts, cost control and low employee turnover
- Price adjustments approximately on par with wage cost increases in the Group in the first quarter

5% real improvement of operating income



Financial Highlights



MSEK	Q1 2010	Q1 2009	Total change %	FY 2009	Total change %
Sales	14,870	16,425	-9	62,667	11
<i>Organic sales growth, %</i>	-1	1		-1	
<i>Real sales growth, incl. acq. %</i>	1	4		2	
Operating income before amortization	818	872	-6	3,756	15
<i>Operating margin, %</i>	5.5	5.3		6.0	
<i>Real change, %</i>	5	2		6	
Income before taxes and items affecting comparability (IAC)	643	714	-10	3,022	14
<i>Real change, %</i>	1	4		3	
Income before taxes	643	714	-10	3,022	15
<i>Real change, %</i>	1	4		4	
Net income	450	509	-12	2,118	12
Earnings per share, SEK	1.24	1.40	-11	5.80	12

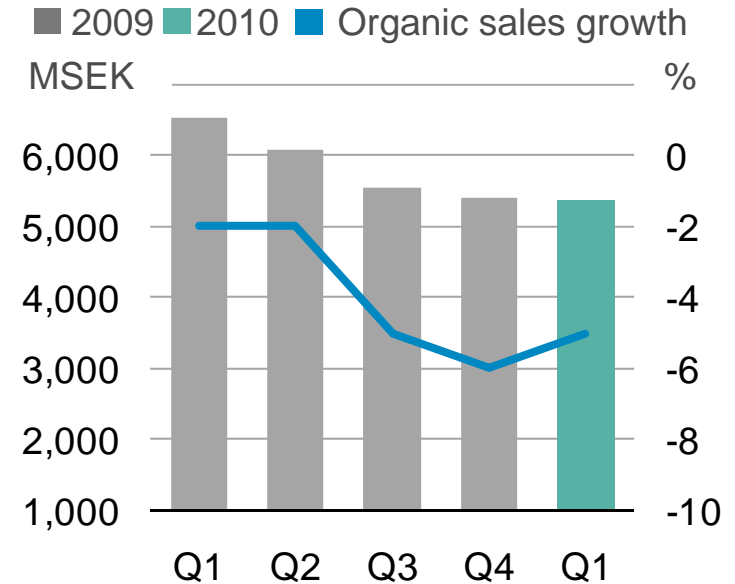
Security Services North America

– Sales Development Q1



- Organic sales growth -5% (-2%), impacted by contract reductions and terminations, however an improvement from Q4 2009
- Lower new sales rate than Q1 2009, but higher than Q4 2009

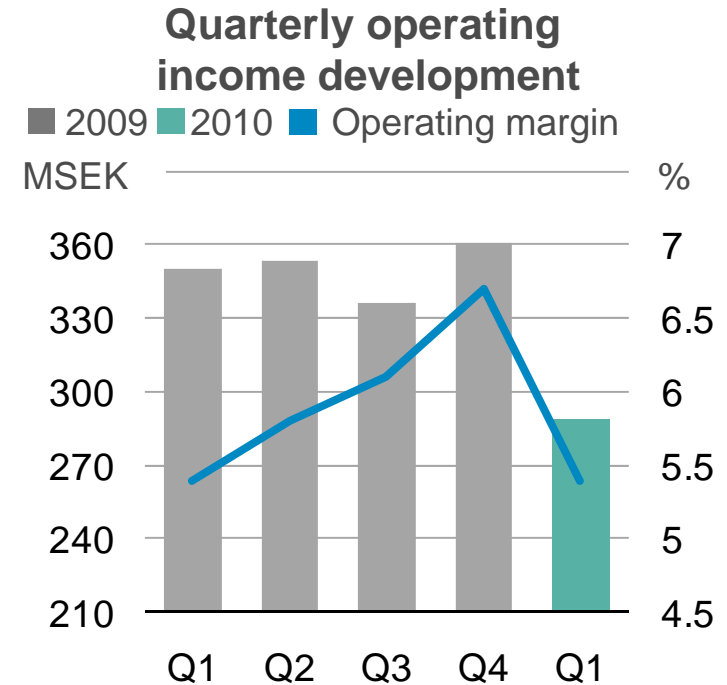
Quarterly sales development



Security Services North America – Income Development Q1



- Flat operating margin 5.4% (5.4%), related to
 - The cost reductions implemented during 2009
 - Lower bad debt losses and provisions
 - The increase in payroll taxes



Security Services Europe

– Sales Development Q1

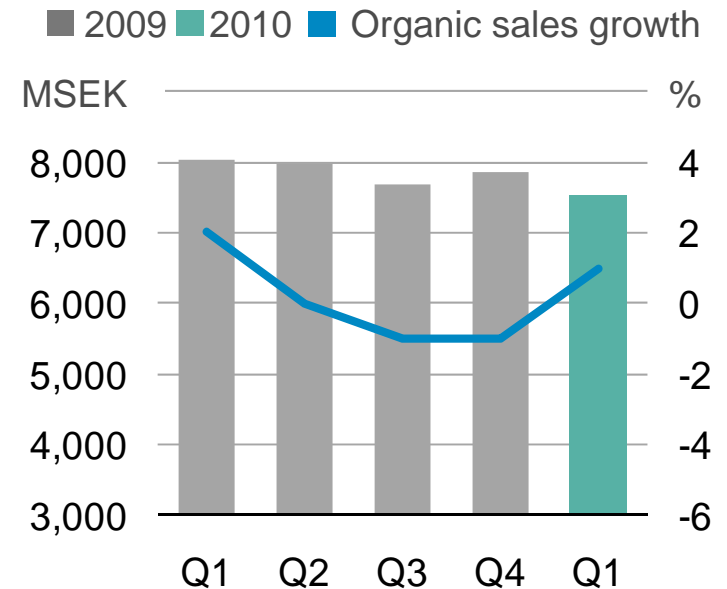


- Organic sales growth 1% (2%)
- Differences in growth rates between markets
- France and Spain still negative, but have improved compared to the latest quarters

Aviation:

- Double digit organic sales growth

Quarterly sales development



Security Services Europe – Income Development Q1



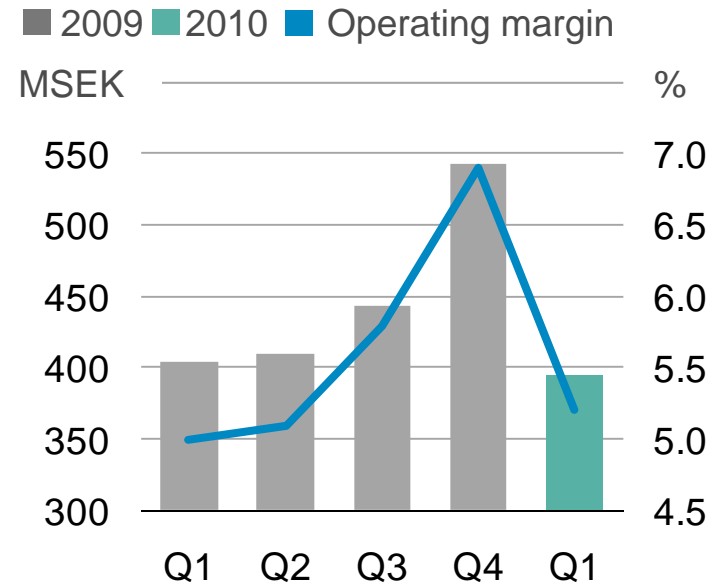
- Operating margin 5.2% (5.0%*) positively affected by operational efficiencies and lower employee turnover
- Also, bad debt losses and provisions were lower than last year
- Lower extra sales affected negatively

Aviation:

- Operating margin improved by 0.4 percentage points compared to 2009

* Restated due to operations moved between the segments Security Services Europe and Mobile and Monitoring

Quarterly operating income development

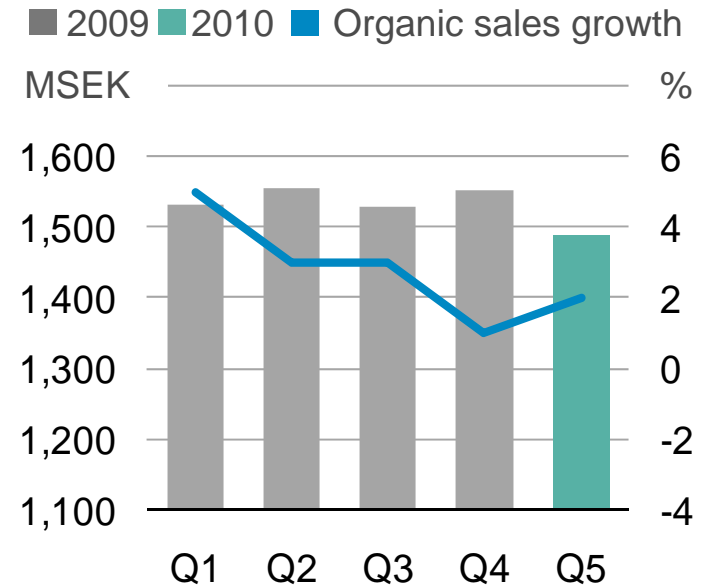


Mobile and Monitoring – Sales Development Q1



- Organic sales growth 2% (5%)
- In Mobile, positive organic sales growth in all countries except Denmark and Spain
- In Monitoring, good organic sales growth was seen in Sweden and Belgium

Quarterly sales development

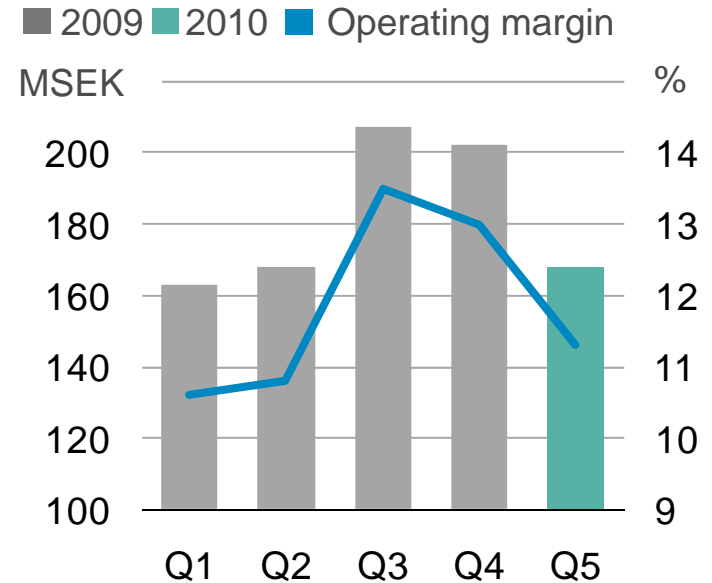


Mobile and Monitoring – Income Development Q1



- Improved operating margin, 11.3% (10.6%*)
- Cost control and lower impact from bad debt provisions and losses affected positively
- The entry into the Monitoring market in Spain also contributed positively

Quarterly operating income development



* Restated due to operations moved between the segments Security Services Europe and Mobile and Monitoring



Cash flow



MSEK	Q1 2010	Q1 2009	FY 2009	FY 2008
Operating income before amortization	818	872	3,756	3,271
Investment in non-current tangible and intangible assets	-221	-235	-951	-977
Reversal of depreciation	228	235	928	840
Change in accounts receivable	-291	-290	198	8
Change in other operating capital employed	185	-345	-556	107
Cash flow from operating activities	719	237	3,375	3,249
<i>Cash flow from operating activities, %</i>	<i>88</i>	<i>27</i>	<i>90</i>	<i>99</i>
Net financial items paid	-86	-186	-482	-433
Current taxes paid	-109	-124	-728	-804
Free cash flow	524	-73	2,165	2,012
<i>As % of adjusted income</i>	<i>101</i>	<i>-13</i>	<i>88</i>	<i>94</i>
<i>Free cash flow to net debt</i>	<i>0.35</i>	<i>0.21</i>	<i>0.26</i>	<i>0.21</i>

Net Debt Development




MSEK

Net debt January 1, 2010	-8,388
Free cash flow	524
Acquisitions	-103
IAC payments	-1
Change in net debt	420
Translation and revaluation	169
Net debt March 31, 2010	-7,799

Summary Q1



- Organic sales growth -1% (1%), an improvement compared to Q4 2009
- Improved operating margin 5.5% (5.3%)
- Operating margin improved or remained flat in all business segments in the first quarter
- 5 % real improvement on operating income
- Price/wage balance kept approximately on par



Questions and Answers





Integrity | Vigilance | Helpfulness

[securitas.com](https://www.securitas.com)