

May 4, 2010



Annual General Meeting 2010



Alf Göransson, President and CEO

Earnings per Share

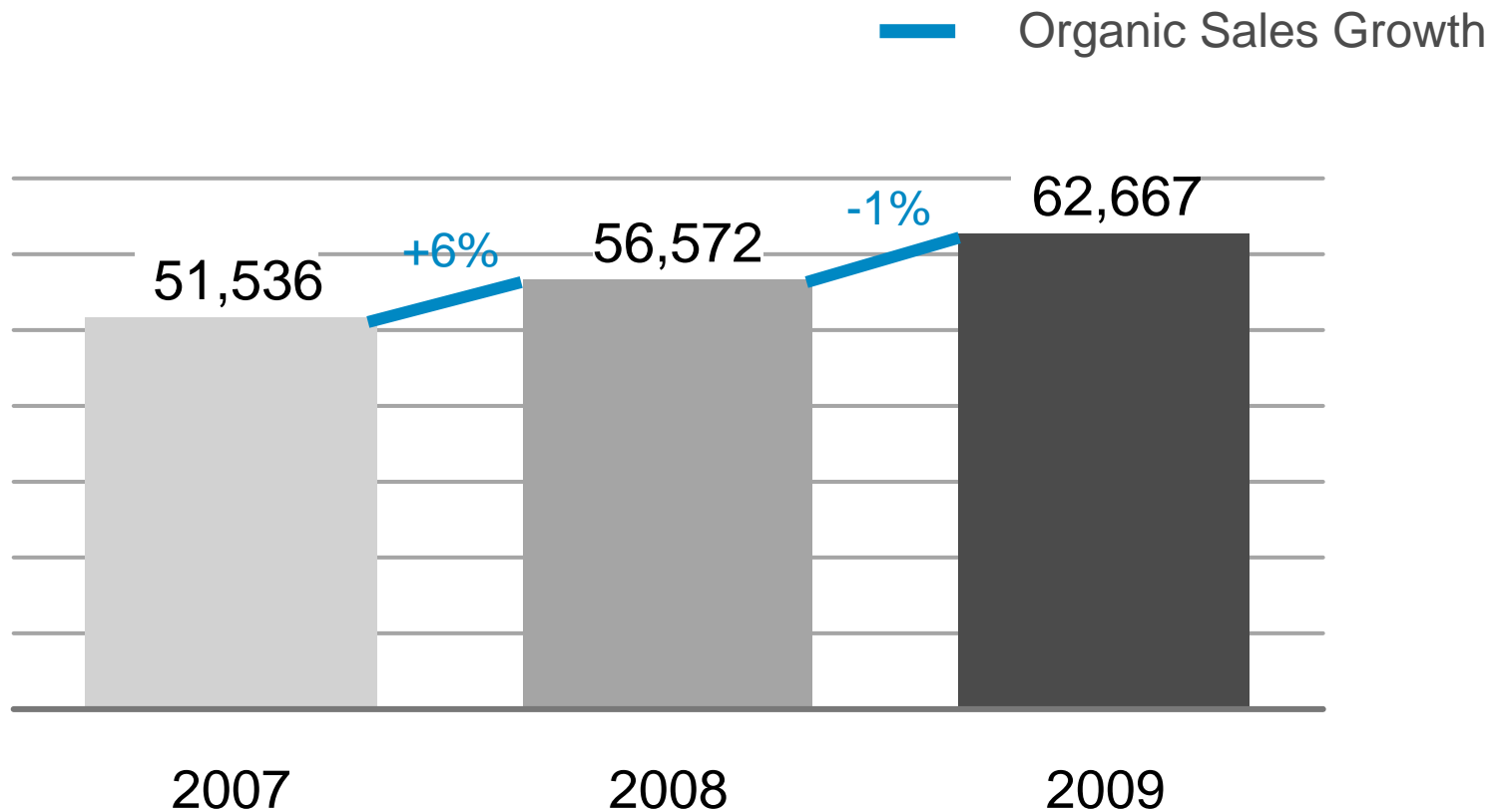


EPS, before items affecting comparability, continuing operations (SEK)

Organic Sales Growth



Total sales, MSEK

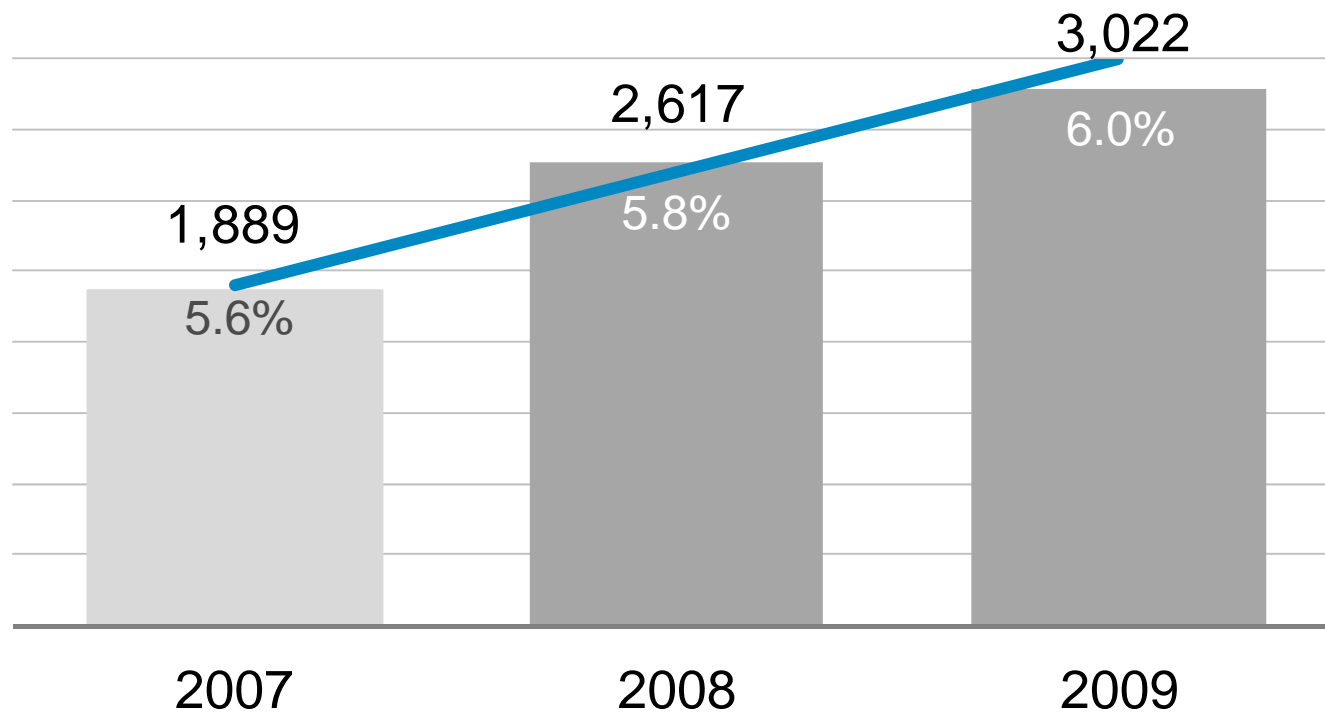


Improved Margin and Result

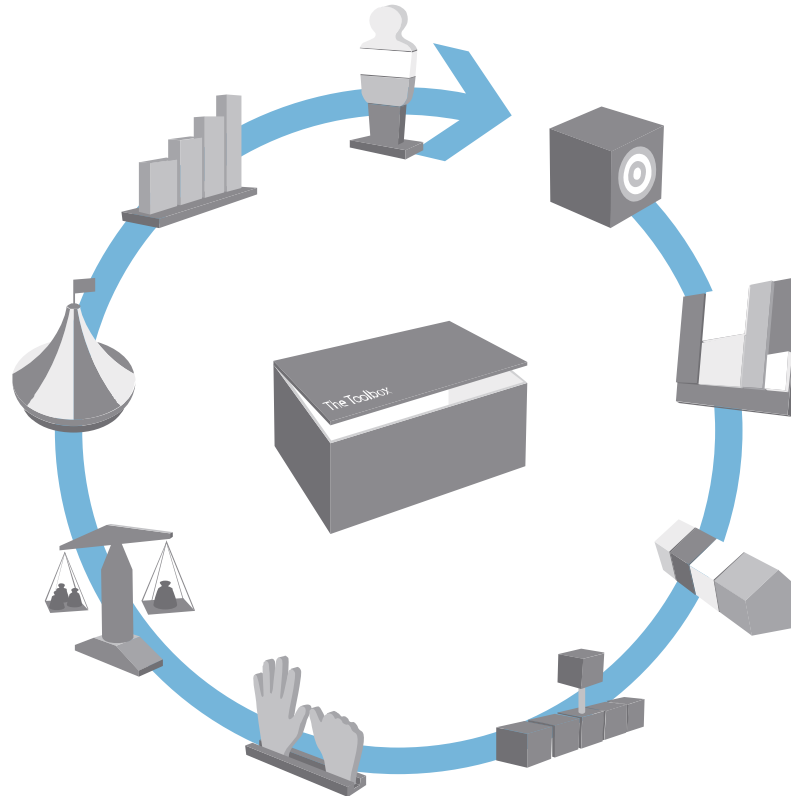


Income before taxes, MSEK

— Operating margin

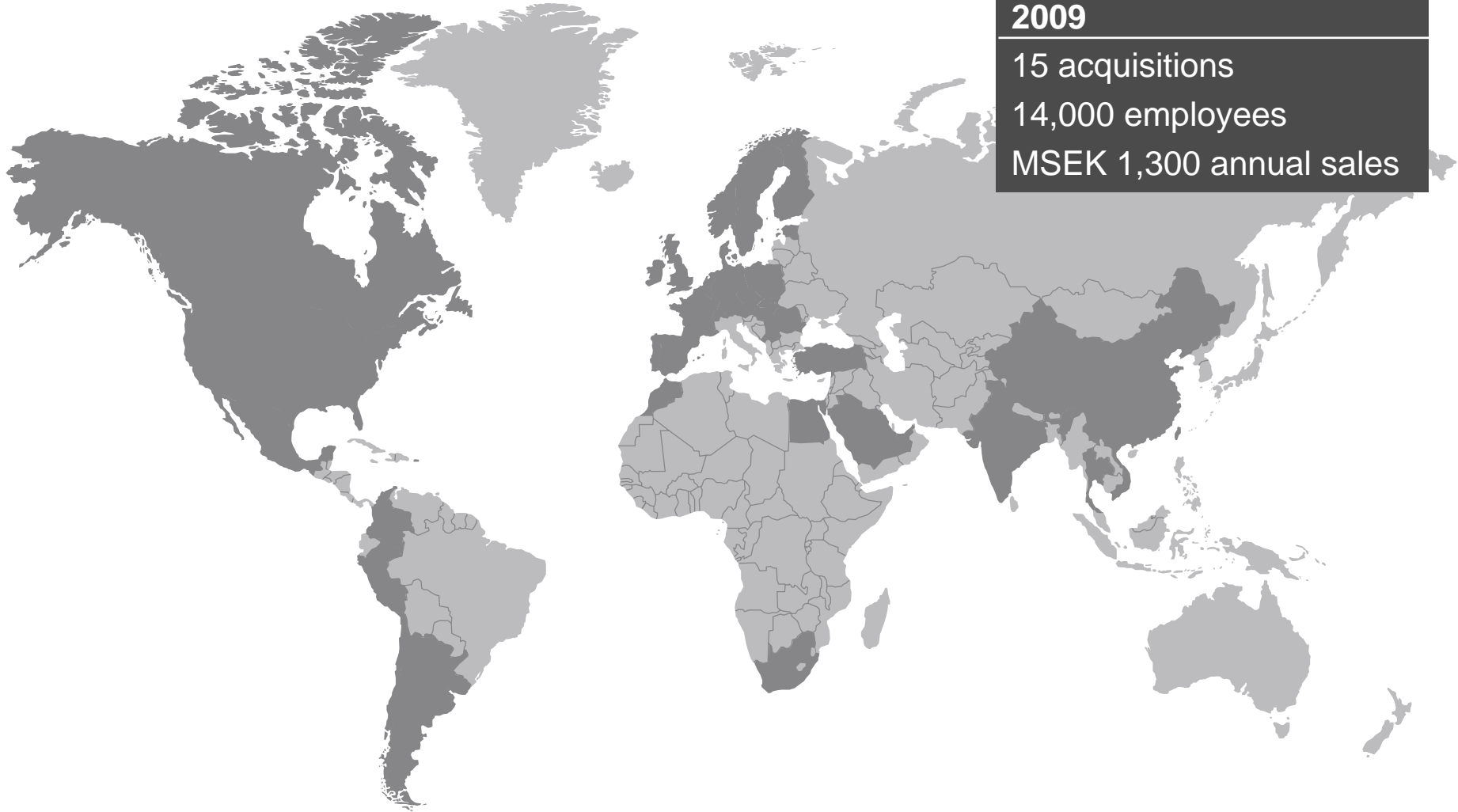


The Toolbox Management Model – Our Guide



Integrity | Vigilance | Helpfulness

Securitas Global Presence



2009

15 acquisitions

14,000 employees

MSEK 1,300 annual sales

Opportunities in China



Profitability before Volume



1/3 of our Business in Customer Segment Organizations



Close Relationship with Technology Suppliers



Advanced Risk Analyses



Mobile and Monitoring – a Specialized Business Segment



Customer Portal increases Customer Value



Google Chrome browser window showing the Securitas Customer Portal interface.

SECURITAS logo and navigation links: Natet, Bilder, Videoer, Kartor, Nyheter, Översatt, Gmail, mer. Search bar: Type to search. Site: All.

Welcome sgalaz


Incident Status [Refresh](#)

Date	Building	Location	Category
Wed Mar 03 09:04	ABC Co East	Loading Dock Door	General Incident
Wed Mar 03 11:06	ABC Co West	Server Room	Test Incident

Exception Status [Refresh](#)

Date	Building	Location	Category
Wed Mar 03 08:20	ABC Co East	Loading Dock Door	Post Confirmation >...
Wed Mar 03 10:00	ABC Co West	Server Room	General Task
Wed Mar 03 09:00	ABC Co West	Server Room	Patrol Tour

Branch Manager

 **Name :** Bill Barthelemy
E-mail : Bill.Barthelemy@securitasinc.com
Contact : (973) 397-2139

Pinkerton

Weekly Global Travel News
Global Pre-employment Screening
Logistics - CTPAT

Helpful Links

DHS Security Level
About Our Portal
Portal Suggestions
ASIS Online
Additional Helpful Links

My Information

Year-to-Date Spend

People (Center of a circular diagram with segments: Feedback, Procedures, Tools, Training)

Qualified Services in the Oslo Subway



FILM

Operating Margin



	2009	2008	Q4		Q1	
			2009	2008	2010	2009
%						
Security Services North America	5.9	5.7	6.7	6.3	5.4	5.4
Security Services Europe	5.7	5.7	7.0	6.3	5.2	5.0
Mobile and Monitoring	11.8	11.7	12.8	12.7	11.3	10.6
Group	6.0	5.8	7.0	6.1	5.5	5.3



Challenges during 2009 and 2010



The price – wage balance
Cost control

Organic Sales Growth



%	2009	2008	Q4		Q1	
			2009	2008	2010	2009
Security Services North America	-4	3	-6	1	-5	-2
Security Services Europe	0	7	-1	5	1	2
Mobile and Monitoring	3	8	1	8	2	5
Group	-1	6	-2	4	-1	1



A Challenging but Successful Year



Questions and Answers





Integrity | Vigilance | Helpfulness

[securitas.com](https://www.securitas.com)